

5 200m Breaststroke Mixed Final







Official

 Entries

 Heats

Total

Rank	Competitor	Age	Club	RT	FINA	Result
1	 Marinzeck ...	40	Tasman Gold	+0.71		2:42.00 Entry: 2:30.00 (+ 12.00) 50m: 34.98 100m: 1:15.17 (40.19) 150m: 1:57.98 (42.81) 200m: 2:42.00 (44.02)
2	 Vonasch A...	39	Jasi Masters	+0.76		2:46.27 Entry: 2:45.18 (+ 1.09) 50m: 37.56 100m: 1:20.16 (42.60) 150m: 2:03.42 (43.26) 200m: 2:46.27 (42.85)
3	 Lockhart Ri...	60	SwimTastic ...	+0.81		2:50.54 Entry: 2:50.29 (+ 0.25) 50m: 37.94 100m: 1:20.99 (43.05) 150m: 2:04.93 (43.94) 200m: 2:50.54 (45.61)
4	 Coombs C...	33	Roskill Mast...	+0.80		2:52.87 Entry: 2:52.00 (+ 0.87) 50m: 38.94 100m: 1:23.18 (44.24) 150m: 2:08.80 (45.62) 200m: 2:52.87 (44.07)
5	 Hapl Jakob	33	Unattched	+0.85		2:55.43 Entry: 3:15.00 (- 19.57) 50m: 36.87 100m: 1:21.59 (44.72) 150m: 2:08.58 (46.99) 200m: 2:55.43 (46.85)
6	 Steenhart ...	45	Roskill Mast...	+0.72		2:56.97 Entry: 2:54.00 (+ 2.97) 50m: 39.67 100m: 1:25.39 (45.72) 150m: 2:10.68 (45.29) 200m: 2:56.97 (46.29)
7	 Tohill Rebe...	62	Dunedin Ma...	+0.90		3:11.07 Entry: 3:20.00 (- 8.93) 50m: 44.11 100m: 1:32.06 (47.95) 150m: 2:21.82 (49.76) 200m: 3:11.07 (49.25)
8	 Misselbroo...	60	Roskill Mast...	+0.85		3:26.54 Entry: 3:20.00 (+ 6.54) 50m: 43.96 100m: 1:33.79 (49.83) 150m: 2:28.00 (54.21) 200m: 3:26.54 (58.54)
9	 Decker Corry	52	Te Awamutu...	+0.90		3:31.85 Entry: 3:30.00 (+ 1.85) 50m: 50.70 100m: 1:45.84 (55.14) 150m: 2:40.00 (54.16) 200m: 3:31.85 (51.85)
10	 Burnard Mo...	29	Almighty Ou...	+0.91		3:37.43 Entry: 3:35.00 (+ 2.43) 50m: 48.83 100m: 1:43.72 (54.89) 150m: 2:40.58 (56.86) 200m: 3:37.43 (56.85)
11	 Davidson B...	54	North Cante...	+0.87		3:44.48 50m: 51.02 100m: 1:48.13 (57.11) 150m: 2:47.17 (59.04) 200m: 3:44.48 (57.31)
12	 Atkin Kath	59	North Cante...			3:47.13 Entry: 4:00.00 (- 12.87)

		50m: 52.60 150m: 2:48.90 (58.15)	100m: 1:50.75 (58.15) 200m: 3:47.13 (58.23)		
13	 Stark Keith	57	Hamilton Aq...	3:53.17 Entry: 3:42.00 (+ 11.17)	
		50m: 52.00 150m: 2:51.32(1:01.02)	100m: 1:50.30 (58.30) 200m: 3:53.17(1:01.85)		
14	 Eltham Kylie	48	Manukau M...	4:06.56 Entry: 4:12.00 (- 5.44)	
		50m: 55.83 150m: 3:04.30(1:05.28)	100m: 1:59.02(1:03.19) 200m: 4:06.56(1:02.26)		
15	 Manning N...	55	Manukau M...	4:06.65 Entry: 4:01.00 (+ 5.65)	
		50m: 57.44 150m: 3:04.27(1:04.43)	100m: 1:59.84(1:02.40) 200m: 4:06.65(1:02.38)		
16	 Mead-Whit...	64	Makino Mas... +0.99	4:31.31 Entry: 4:40.00 (- 8.69)	
		50m: 1:01.52 150m: 3:22.07(1:11.28)	100m: 2:10.79(1:09.27) 200m: 4:31.31(1:09.24)		
17	 Haldane Sa...	58	Te Awamutu...	4:34.67 Entry: 5:00.00 (- 25.33)	
		50m: 1:03.95 150m: 3:26.66(1:12.04)	100m: 2:14.62(1:10.67) 200m: 4:34.67(1:08.01)		
18	 Marks Gary	74	Dunedin Ma... +0.86	4:48.26 Entry: 4:53.00 (- 4.74)	
		50m: 1:03.81 150m: 3:34.05(1:17.06)	100m: 2:16.99(1:13.18) 200m: 4:48.26(1:14.21)		
19	 Rapley Tim	72	Waitakere C...	4:58.82 Entry: 5:10.50 (- 11.68)	
		50m: 1:01.85 150m: 3:37.05(1:20.84)	100m: 2:16.21(1:14.36) 200m: 4:58.82(1:21.77)		
20	 Copleston...	55	Makino Mas...	5:09.81 Entry: 5:27.10 (- 17.29)	
		50m: 1:06.45 150m: 3:47.79(1:23.46)	100m: 2:24.33(1:17.88) 200m: 5:09.81(1:22.02)		
0	 Cornet Cha...	31	Roskill Mast...	DNS	
0	 Prescott St...	69	Dunedin Ma...	DNS	
0	 Godwin Jo...	62	New Plymo...	DNS	
0	 Wilson Meg...	60	North Shore...	DNS	